



Parid foraging choices in urban habitat and their consequences for fitness

JULIA A. MACKENZIE,^{1*} SHELLEY A. HINSLEY² & NANCY M. HARRISON¹

¹Animal and Environmental Research Group, Department of Life Sciences, Anglia Ruskin University, East Road, Cambridge, Cambridgeshire CB1 1PT, UK

²Centre for Ecology and Hydrology, Maclean Building, Crowmarsh Gifford, Wallingford, Oxfordshire OX10 8BB, UK

Urban environments are habitat mosaics, often with an abundance of exotic flora, and represent complex problems for foraging arboreal birds. In this study, we used compositional analysis to assess how Blue Tits *Cyanistes caeruleus* and Great Tits *Parus major* use heterogeneous urban habitat, with the aim of establishing whether breeding birds were selective in the habitat they used when foraging and how they responded to non-native trees and shrubs. We also assessed whether they showed foraging preferences for certain plant taxa, such as oak *Quercus*, that are important to their breeding performance in native woodland. Additionally, we used mixed models to assess the impact of these different habitat types on breeding success (expressed as mean nestling mass). Blue Tits foraged significantly more in native than non-native deciduous trees during incubation and when feeding fledglings, and significantly more in deciduous than evergreen plants throughout the breeding season. Great Tits used deciduous trees more than expected by chance when feeding nestlings, and a positive relationship was found between the availability of deciduous trees and mean nestling mass. Overall, the breeding performance of both species was poor and highly variable. Positive relationships were found between mean nestling mass and the abundance of *Quercus* for Great Tits, but not for Blue Tits. Our study shows the importance of native vegetation in the complex habitat matrix found in urban environments. The capacity of some, but not all, species to locate and benefit from isolated patches of native trees suggests that species vary in their response to urbanization and this has implications for urban ecosystem function.

Keywords: Blue Tit, breeding success, compositional analysis, exotic flora, foraging behaviour, Great Tit, habitat preferences, urbanization.

Avian ecologists are increasingly concerned about the effects of urbanization on the structure and composition of bird communities because it causes loss and degradation of bird habitat and often involves the introduction of exotic plant species (Bowman & Marzluff 2001, Chace & Walsh 2006). The planting of exotics may be detrimental to some bird species, particularly when combined with reduction and fragmentation of native vegetation (Donnelly & Marzluff 2006), and it is predicted that the species most likely to disappear as

urbanization increases are small arboreal insectivores (Clergeau *et al.* 1998, Crooks *et al.* 2004).

Blue Tit *Cyanistes caeruleus* and Great Tit *Parus major* are small arboreal insectivores that often breed in urban environments, but whose optimal habitat in the UK is mature oak woodland (Perrins 1979). Lack (1958) found that the reduced availability of nestling food in certain habitats was associated with reduced breeding success in both species. For example, Blue Tits and Great Tits have over 95% fledging success in broadleaved woodland but only 60–70% success in pine woodland. In woodland, the main prey for nestlings are arboreal caterpillars (Cholewa &

*Corresponding author.

Email: julia.mackenzie@anglia.ac.uk

Wesołowski 2011). However, in urban environments, where both species now commonly breed, caterpillar availability is likely to be much lower because there are fewer trees, and this may reduce reproductive success (Cowie & Hinsley 1988, Riddington & Gosler 1995). Rates of nestling mortality due to starvation are higher in Blue Tits and Great Tits nesting in gardens than in those nesting in woodland (Lack 1955, Perrins 1979, Cowie & Hinsley 1987), suggesting that adults struggle to find food for their broods. For example, energy expenditure of female Great Tits breeding in urban parkland was 64% higher per nestling than in woodland because foraging habitat was more patchily distributed (Hinsley *et al.* 2008). Habitat may be physically patchy and/or functionally patchy because trees and shrubs are present but for various reasons do not provide suitable foraging habitat. These reasons include the presence of exotic plant species that are common in parks and gardens but typically support low abundances of the arthropod prey favoured by birds (Southwood *et al.* 1982, Burghardt *et al.* 2008, Tallamy & Shropshire 2009). The fact that non-native plants are more likely to be unpalatable to local herbivorous insects may explain, at least in part, why they are preferentially planted (Tallamy 2004). Additionally, exotic plants often leaf and flower at different times of year to native plants; herbivorous insects often time their reproduction to coincide with bud burst (Buse & Good 1996) and thus a mismatch is created between the nestling period and the peak abundance of invertebrate prey.

In parids, fledgling condition is positively correlated with post-fledgling survival (Naef-Daenzer *et al.* 2001) and recruitment (Both *et al.* 1999). Because fledgling condition is often dependent upon parental food supply (e.g. Naef-Daenzer & Keller 1999, Mägi *et al.* 2009), parents are expected to maximize their foraging efficiency by selecting invertebrate-rich trees, and there is empirical evidence to support this (Naef-Daenzer 2000, Hino *et al.* 2002). Studies of other birds have found clear foraging preferences for particular tree species, which may also be related to the availability of invertebrate prey (Holmes & Robinson 1981, Peck 1989, Gabbe *et al.* 2002). However, previous studies have been conducted in continuous woodland, whereas much of the habitat available to birds in urban environments comprises parks and gardens (Cannon *et al.* 2005,

Hinsley *et al.* 2009), where habitat is usually extremely patchy and heterogeneous.

In this study, our aim was to assess whether Great Tits and Blue Tits showed specific foraging preferences for particular trees or habitats, such as native or exotic flora, deciduous or evergreen plants, or for particular taxa (e.g. *Quercus*, *Acer*, *Betula*), and whether habitat composition and foraging preferences influenced their breeding success. To do this we used the highly heterogeneous environment of the Cambridge University Botanic Garden (CUBG), located in the centre of the city of Cambridge, UK, as a study site. The CUBG has high plant species diversity (over 8000 species), including an abundance of exotic flora, and a varied structure of trees and shrubs interspersed with open lawns and herbaceous areas. We made repeated observations of foraging bouts by known individuals in a range of defined habitat types and compared the frequency of use with habitat availability using compositional analysis.

METHODS

Study site

The study was conducted from April to June of 2003–09 on Blue Tits and Great Tits nesting in the CUBG, a large landscaped garden (~16.5 ha) situated less than a mile from Cambridge city centre (52°12'N, 0°08'E). The CUBG is surrounded by a mixture of residential housing, shops and offices and busy roads. The CUBG contains many plant species with a wide variety of origins (Hinsley *et al.* 2009, Mackenzie 2010). It is consequently an ideal study site in which to examine the responses of native birds to exotic flora in the fragmented habitat typical of urban environments. In addition, the CUBG is open to the public and attracts a large number of visitors, and consequently the resident tits are habituated to the presence of humans, thus enabling us to observe foraging behaviour at close range and reduce the likelihood of habitat-specific variation in bird detectability.

Collection of habitat data

The available habitat in the CUBG was categorized using aerial photographs and ground survey. Presence and absence of flora across a fine-scale grid was used to establish structure (e.g. tree/

shrub/gap) and composition (e.g. native/non-native) of the vegetation; this was the basis of the calculation of availability of different habitat types. A grid of 5 × 5-m squares was created using Grid Maker within the Tool Manager option of the GIS software package MAPINFO PROFESSIONAL 8.5 (MapInfo Corporation 2006) and laid over an aerial photograph of the CUBG. The approximate number of squares within the study area was 4585, which represented approximately 82% of the total area of the CUBG. The study area excluded the lake and the northern extreme of the garden, where the unusual configuration of the habitat made it difficult to map the flora and observe the birds. Within each square, we recorded the presence or absence of habitat types used by foraging tits, namely an herbaceous layer, shrub layer and/or tree canopy. If a square lacked any such habitat, it was recorded as a gap. Thus gaps were both physical (e.g. buildings, paths) and functional (e.g. non-shrubby planted areas/grassed areas that were rarely used by the tits). For the shrub layer and tree canopy we also recorded the genus, leaf type (evergreen versus deciduous) and origin of the plant (native and/or northern/central European, Mediterranean or southern European, Asian, American or 'other'). Plants categorized as 'garden variety' were, if possible, attributed to an origin based on the ancestral species or otherwise designated as 'other'. If a vegetation patch spanned two squares, but was only equivalent to one square in size then it was only recorded as available in one of the squares (selected randomly) to avoid inflating availability.

The herbaceous layer was defined as any ground-covering, wild-growing plants such as Cow Parsley *Anthriscus sylvestris* or Common Ivy *Hedera helix*. A shrub was defined as a woody plant <5 m high and a tree defined as a woody plant >5 m high.

Because the habitat available in a single square could occupy several levels in a three-dimensional space (e.g. tree canopy, shrub layer and herbaceous layer), each habitat type within a square was counted as 1. For example, if an area was completely covered with tree canopy and shrubbery, the total habitat available would be twice that of an area covered with either just tree canopy or just shrub and so was given a count of 2. The maximum score for a square was therefore 3.

The scores for each of the squares were then summed, making it possible to calculate the

proportions of different habitat types. The habitat survey (taking account of the three-dimensional habitat space) showed that 14.0% of the study area was composed of native trees and shrubs (11.7% of which were deciduous and 2.3% evergreen) and 27.4% of non-native trees and shrubs (15.9% of which were deciduous and 11.5% evergreen). The remaining area was made up of herbaceous layers (26.2%) and gaps (32.4%).

Observations of foraging behaviour and habitat use

We observed the foraging behaviour of colour-ringed Blue Tits and Great Tits from late March to mid-June during the 2006–08 breeding seasons. Between December and March, mist-nets baited with peanut feeders hung in nearby plants were used to capture Blue Tits and Great Tits at six areas around the CUBG. Most birds were ringed (under British Trust for Ornithology licence) with a numbered metal ring on one leg and a unique combination of two plastic coloured rings on the other. A few individuals had one colour ring on one leg and a second one on the other leg above the metal ring (Appendix 1). To avoid biasing observations to any particular part of the garden, it was split into five sections and each section was visited following a random rota. During these visits, each section was walked in such a way that the whole study area was covered once. We recorded the species, colour ring combination and foraging behaviour of any Great Tit or Blue Tit detected, along with the time, date and section of the garden in which it was located. We also noted whether the focal bird was with another adult or fledgling(s). For each observation, we noted whether the bird was foraging in a tree, a shrub, the herbaceous layer or a 'gap'. If foraging in a tree or shrub, the species of plant and its origin (as described above in the habitat collection section) was noted. We observed each individual for as long as it was in sight. However, if a bird had not moved after 5 min, the observation was terminated to allow the survey to continue. Birds continued to be observed if they moved from one foraging site to another. Observations were made on 80 Blue Tits and 43 Great Tits over three consecutive breeding seasons (2006–08). A small number of individuals of each species were observed in more than 1 year.

Measurement of reproductive performance

Both Great Tits and Blue Tits nested in boxes placed on trees throughout the CUBG (Fig. 1) allowing their reproductive performance to be monitored from 2003 to 2009. Twenty boxes were present up to and including 2005, after which an extra 22 boxes were added. First egg dates were established by checking the nestboxes at least once per week beginning on approximately 1 April each year, and then back-calculating from the number



Figure 1. Map of the Cambridge University Botanic Gardens (Getmapping Plc 2002) showing the locations of the 42 nestboxes used in this study. Nestboxes with an 'A' suffix were erected prior to 2006 and the size of their hole (approximately 28 mm) allows both Blue Tits and Great Tits to enter, although most were occupied by Great Tits. Nestboxes with a 'B' suffix were erected from 2006 onwards and the size of their hole (approximately 25 mm) allows only Blue Tits to enter. However, boxes 8B and 12B have a larger hole allowing both species to enter.

of eggs present in active nests (assuming one egg laid per day). Final clutch size was determined through repeated nest checks. The nest was checked for hatching 2 days before the estimated hatching date (typically 14 days after the day the last egg was laid) and every day thereafter until at least one egg had hatched (designated as day 0). On day 11, nestlings were ringed by licensed ringers and weighed to the nearest 0.1 g. The mean nestling mass (excluding runts) was then calculated for each brood. Because of the poor condition of many of the nestlings in the CUBG, we established objective criteria for categorizing chicks as runts. We generated a frequency table of day 11 nestling masses for each species using data from all boxes and any nestling in the lowest 5% of these values (<9.6 g for Great Tits and <4.4 g for Blue Tit) was designated as a runt. This excluded an average of 4.5% of Great Tit nestlings and 4.2% of Blue Tit nestlings each year. For comparison, 11-day-old Great Tit and Blue Tit nestlings reared in woodland habitats typically weigh 16–20 and 9.0–11.5 g, respectively (Hinsley *et al.* 1999).

Data analyses – foraging preferences

To assess whether tits were using particular habitat types (native/non-native plants, deciduous/evergreen plants or specific plant genera) significantly more or less frequently than expected based on their abundance, a series of compositional analyses (Aitchison 1986, Aebischer *et al.* 1993) were carried out using the COMPOS ANALYSIS v6.2+ software EXCEL Add-In tool (Smith 2005). For these analyses the whole of the mapped study site was considered to be available habitat, as opposed to defining an expected foraging range for each bird based on its nestbox location. We did not use the latter method because many foraging observations involved birds whose nest-sites were not known (28/67 Blue Tits and 15/28 Great Tits in breeding period 1 and 18/57 Blue Tits and 12/30 Great Tits in breeding period 2 – see below for explanation of breeding periods). Furthermore, adults with fledged broods moved widely throughout the CUBG, as has been found in other studies of post-fledging habitat use in parids (e.g. Van Overveld *et al.* 2011).

The proportion of foraging visits to each habitat by individual tits was categorized in the same way as the available habitat, and the square root of the number of foraging observations made from each

bird was used as a weighting factor in the analysis (see Appendix 1 for numbers of observations per individual). Any zero values in the used habitat, corresponding to a habitat that was never used even though it was available, were replaced by a new value that was an order of magnitude smaller than the smallest observed non-zero value of either habitat use or availability (Smith 2005). The program ranks the habitat categories in order of use and determines any associated significance values between these categories by *t*-values.

Compositional analyses were carried out separately for each tit species and for each of three successive periods of the breeding season: period 1 (nest-building, egg-laying and incubation), period 2 (brood up to 17 days old) and period 3 (post-fledging; from 18 days old to the end of observations in late June). The dates of each period were selected by taking the mean of all nestboxes for each species during the focal year. This allowed us to include individuals whose nest locations were not known.

Foraging preference was analysed with respect to plant origin, plant type and selected plant genera (see below for details). We ran a total of 18 separate compositional analyses, three tests per species on the three different habitat categorizations split by the three breeding periods. The habitat categories were:

- 1 Plant origin: (1) native deciduous trees and shrubs, (2) non-native deciduous trees and shrubs, (3) native evergreen trees and shrubs, (4) non-native evergreen trees and shrubs, (5) herbaceous layers and (6) gaps. 'Native' indicates plant species native to Britain and northern and central Europe; non-native indicates pooled plant species originating from the Mediterranean or southern Europe, Asia, America or 'other'.
- 2 Plant type: (1) deciduous trees, (2) deciduous shrubs, (3) evergreen trees, (4) evergreen shrubs, (5) herbaceous layers and (6) gaps. In these tests all plants of a certain type (e.g. deciduous trees) were pooled regardless of their origin.
- 3 Selected plant genera: (1) *Acer* (maples), (2) *Betula* (birches), (3) *Quercus* (oaks) (all genera were pooled regardless of their origin), (4) all other deciduous trees and shrubs, (5) all other evergreen trees and shrubs, (6) herbaceous layers and (7) gaps.

Blue Tits never foraged in a gap and so this habitat category was always ranked significantly lowest. As this may have biased the *P*-values of the remaining habitat comparisons, it was removed and the analyses were re-run. The MANOVA tests between the calculated log ratios of the remaining habitat categories were unaffected, and hence remained valid (Aebischer *et al.* 1993, Smith 2005). As Great Tits sometimes foraged in gaps (on the ground and in leaf litter), this category was retained in the analysis for this species. Any unidentified vegetation, which amounted to approximately 0.33% of the trees and 0.69% of the shrubs in the CUBG, was excluded from the analyses.

Statistical analyses – reproductive performance

The influence of different habitat variables (habitat type) on reproductive performance was assessed using mixed models in SPSS 16.0 (2007). Mean brood mass on day 11 was used as the response variable and the explanatory variables were habitat type within 25 m of the nest, brood size (continuous variables), year and the interaction between habitat and year (categorical variables). To explore the spatial scale of the effect of habitat, separate models were run with the habitat described within 100 m of the nest. Nestbox identity was included as a random effect. Individual identity was not included as a random effect as few birds were present in more than 1 year and these usually occupied different nestboxes in each. Each habitat type was calculated as percentage of 5 × 5-m squares within a 25- and 100-m radius of the nestbox. These radii were chosen because 25 m is representative of foraging distances of Blue Tits in good quality habitat (Stauss *et al.* 2005, Tremblay *et al.* 2005) and 100 m is representative of foraging distances of both species in poor quality habitat (Tremblay *et al.* 2005, Redhead *et al.* 2013).

Separate models were built for each of the different habitat variables. The habitat variables were: (1) % of native trees and shrubs, (2) % of non-native trees and shrubs, (3) % of deciduous trees and shrubs, (4) % of evergreen trees and shrubs, (5) % of *Quercus* trees and shrubs (both deciduous and evergreen), (6) % of *Betula* trees and shrubs (all were deciduous) and (7) % *Acer* trees and shrubs (all were deciduous).

In the final reported model, habitat type was always retained whether it was significant or

non-significant because it was the variable of most interest, as was brood size (due to its influence on mean mass). Best models were chosen by calculating Akaike's information criterion (AIC). AIC values were then transformed to Akaike weights (Burnham & Anderson 2002) and the model with the highest Akaike weight was selected and reported. For all reported models, the three assumptions of normality, homogeneity and linearity were checked. The models were fitted by the method of restricted maximum likelihood (REML).

RESULTS

Foraging preferences

A total of 411 foraging observations was made of 43 individual Great Tits and 1182 observations of 80 individual Blue Tits (Appendix 1). Because compositional analysis provides a weighted description of habitat use, the representation of the un-weighted data in the figure does not always exactly match the tables reporting the outcome of the compositional analysis. The foraging preference of each species in each of the three breeding periods is ranked according to habitat type. Great Tits were less selective than Blue Tits, but their foraging preference varied through the breeding period (Fig. 2a). During period 1, Great Tits foraged significantly more frequently in native deciduous trees and shrubs than in native evergreen trees and shrubs, although few other patterns were evident apart from the lack of use of gaps (Table 1). In period 2, they avoided native evergreens and gaps, relative to other habitat types. During the post-fledging period (breeding period 3) Great Tits used non-native trees and shrubs significantly more often than other habitats, and non-native trees and shrubs of both deciduous and evergreen varieties were preferred over their native equivalents.

Throughout the breeding season, native deciduous trees and shrubs ranked as the preferred habitat for Blue Tits, followed by non-native deciduous trees and shrubs (Table 1, Fig. 2b). However, these differences were not significant during period 2. Both native and non-native deciduous categories were ranked significantly higher than native and non-native evergreen categories in all breeding periods. When plant type (tree or shrub) and leaf type (deciduous or evergreen) were considered

irrespective of native or non-native status (Table 2, Fig. 2c,d) then deciduous trees were the most highly selected by Great Tits, especially in period 2. Deciduous trees were also the preferred foraging habitat for Blue Tits throughout the breeding season.

A final set of analyses tested for foraging differences between focal genera of host plants (Table 3, Fig. 2e,f). Great Tits had no significant preferences for focal genera over non-focal deciduous trees and shrubs in periods 1 and 2, but in period 3 focal genera were used significantly less. In period 2, *Quercus* was used significantly less than all other habitat categories except gaps, and also significantly less than evergreens in period 3. For Blue Tits, the only consistent pattern was that non-focal deciduous trees and shrubs were most highly selected throughout the breeding season (though not significantly more so than *Betula* in period 1) and the herbaceous layer was least selected. The focal deciduous genera tended to be selected more than evergreen trees and shrubs throughout the breeding season.

Breeding performance

We found considerable variation in nestling weight in the garden. Across all 7 years, mean mass (± 1 sd) of Great Tit nestlings on day 11 was 14.5 ± 2.3 g and mean brood size 4.9 ± 2.0 (data from 50 broods). For Blue Tits, mean mass of nestlings on day 11 was 9.0 ± 1.1 g and mean brood size was 5.7 ± 2.4 (data from 61 broods). Mean clutch size was 7.22 ± 1.30 for Great Tits and 8.53 ± 1.41 for Blue Tits with, on average, 54.3% and 50.7%, respectively, of the clutches fledging at least one nestling.

For Great Tits, the percentage of deciduous trees and shrubs and the percentage of *Quercus* within a 25-m radius of the box had a significant effect on mean nestling mass (both effects were positive, parameter estimates of 0.06 and 1.04, respectively) (Table 4). The percentage of native plants within a 25-m radius of the box had a marginally positive effect (parameter estimate 4.86, $P = 0.06$) (Table 4). For Blue Tits, mean nestling mass was significantly related to the percentage of *Quercus* within a 100-m radius (negative effect, parameter estimate 0.04) (Table 5). The percentage of *Betula* within a 100-m radius of the box had a marginally positive effect (parameter estimate 3.59, $P = 0.07$) (Table 5).

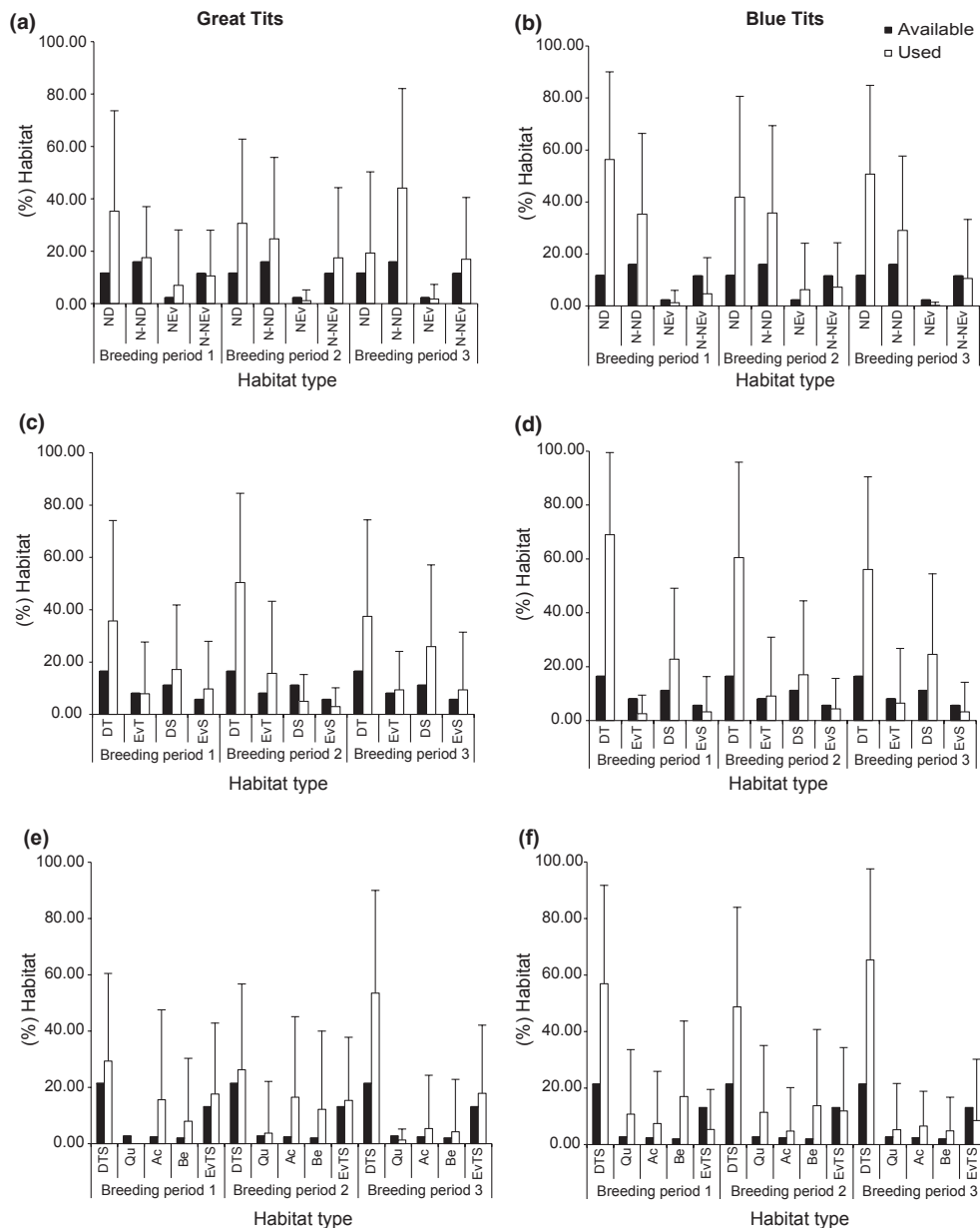


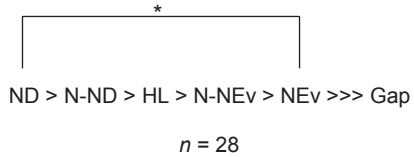
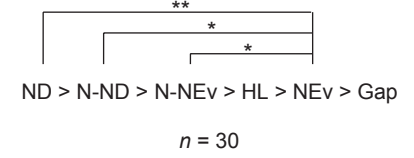
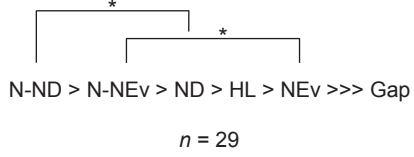
Figure 2. Great Tit and Blue Tit foraging use in relation to availability in the CUBG, UK, during three periods of the breeding season of: (a, b) four different categories of plants (ND, native deciduous trees and shrubs; N-ND, non-native deciduous trees and shrubs; NEv, native evergreen trees and shrubs; N-NEv, non-native evergreen trees and shrubs); (c, d) plant type (tree or shrub) and leaf type (deciduous or evergreen) (DS, deciduous shrubs; DT, deciduous trees; EVs, evergreen shrubs; EVT, evergreen trees); (e, f) focal tree and shrub genera [Ac, all *Acer* trees and shrubs; Be, all *Betula* trees and shrubs; DTS, all other (than focal genera) deciduous trees and shrubs; EVTS, all other (than focal genera) evergreen trees and shrubs; Qu, all *Quercus* trees and shrubs]. *Quercus* is represented by both deciduous and evergreen species while all representatives of *Acer* and *Betula* are deciduous. For all figures, data have been averaged over all individuals used in the compositional analyses. Two additional categories, herbaceous layers and gaps, were omitted for clarity. Error bars indicate standard deviations.

DISCUSSION

Compositional analyses of foraging observations of a colour-ringed population of Great Tits and Blue

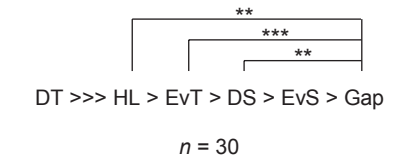
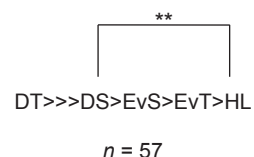
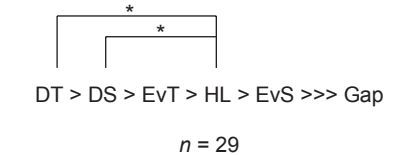
Tits in a diverse botanic garden showed that Blue Tits foraged significantly more frequently in native plants than in exotics, even in areas where native plants were much less abundant. They fed more

Table 1. Results of a compositional analysis of Great Tit and Blue Tit preferences for foraging from a variety of plants of different origins in the Cambridge University Botanic Garden, UK (non-native refers to any plant not found in Britain or north/central Europe). Variables are separated with > symbols, with those to the left of the symbol being of higher rank (greater usage during foraging) than those to the right of the symbol. A single symbol (>) indicates the difference in preference between the two consecutively ranked habitats is not significant, whereas three symbols (>>>) indicates the difference is significant ($P < 0.05$). Significant differences between non-consecutively ranked variables (and any variables thereafter in the sequence) are indicated by * ($P < 0.05$) and ** ($P < 0.01$; calculated from univariate *t*-tests).

	Great Tit	Blue Tit
Breeding period 1	 ND > N-ND > HL > N-NEv > NEv >>> Gap <i>n</i> = 28	ND >>> N-ND >>> NEv > N-NEv >>> HL <i>n</i> = 67
Breeding period 2	 ND > N-ND > N-NEv > HL > NEv > Gap <i>n</i> = 30	ND > N-ND >>> NEv >>> N-NEv > HL <i>n</i> = 57
Breeding period 3	 N-ND > N-NEv > ND > HL > NEv >>> Gap <i>n</i> = 29	ND >>> N-ND >>> N-NEv > NEv > HL <i>n</i> = 55

ND, native deciduous trees and shrubs; N-ND, non-native deciduous trees and shrubs; NEv, native evergreen trees and shrubs; N-NEv, non-native evergreen trees and shrubs; HL, herbaceous layer; Gap, gaps category (see Methods for description).

Table 2. Results of a compositional analysis of Great Tit and Blue Tit preferences for foraging from a variety of plant types in the Cambridge University Botanic Garden, UK. Variables are separated with > symbols, those to the left of the symbol being of higher rank (greater usage during foraging) than those to the right of the symbol. A single symbol (>) indicates the difference in preference between the two consecutively ranked habitats is not significant, whereas three symbols (>>>) indicates the difference is significant ($P < 0.05$). Significant differences between non-consecutively ranked variables (and any variables thereafter in the sequence) are indicated by * ($P < 0.05$), ** ($P < 0.01$) and *** ($P < 0.001$; calculated from univariate *t*-tests).

	Great Tit	Blue Tit
Breeding period 1	DT > DS > EvS > HL > EvT >>> Gap <i>n</i> = 28	DT >>> DS >>> EvS > EvT >>> HL <i>n</i> = 67
Breeding period 2	 DT >>> HL > EvT > DS > EvS > Gap <i>n</i> = 30	 DT >>> DS > EvS > EvT > HL <i>n</i> = 57
Breeding period 3	 DT > DS > EvT > HL > EvS >>> Gap <i>n</i> = 29	DT >>> DS >>> EvS > HL > EvT <i>n</i> = 55

DS, deciduous shrubs; DT, deciduous trees; EvS, evergreen shrubs; EvT, evergreen trees; HL, herbaceous layer; Gap, gaps category (see Methods for description).

Table 3. Results of a compositional analysis of Great Tit and Blue Tit preferences for foraging from trees and shrubs of particular genera available in the Cambridge University Botanic Garden, UK. The genera were *Quercus* (including both deciduous and evergreen species), *Acer* and *Betula* (all species of both genera deciduous). Variables are separated with > symbols, those to the left of the symbol being of higher rank (greater usage during foraging) than those to the right of the symbol. A single symbol (>) indicates the difference in preference between the two consecutively ranked habitats is not significant, whereas three symbols (>>>) indicates the difference is significant ($P < 0.05$). Significant differences between non-consecutively ranked variables (and any variables thereafter in the sequence) are indicated by * ($P < 0.05$), ** ($P < 0.01$) and *** ($P < 0.001$; calculated from univariate *t*-tests).

	Great Tit	Blue Tit
Breeding period 1	DTS > Ac > EvTS > HL > Be >>> Qu >>> Gap <i>n</i> = 28	DTS > Be >>> Ac > Qu >>> EvTS >>> HL <i>n</i> = 67
Breeding period 2	Ac > DTS > Be > EvTS > HL >>> Qu >>> Gap <i>n</i> = 30	DTS >>> Be > Qu > Ac > EvTS > HL <i>n</i> = 57
Breeding period 3	DTS >>> EvTS > Ac > HL > Be > Qu >>> Gap <i>n</i> = 29	DTS >>> Ac > Be > Qu > EvTS > HL <i>n</i> = 55

Ac, all *Acer* trees and shrubs; Be, all *Betula* trees and shrubs; Qu, all *Quercus* trees and shrubs; DTS, all other deciduous trees and shrubs; EvTS, all other evergreen trees and shrubs; HL, herbaceous layer; Gap, gaps category (see Methods for description).

Table 4. Summary of mixed models describing the relationships between mean body mass of 11-day-old Great Tit nestlings produced within a given nestbox within the Cambridge University Botanic Garden and the different habitat variables within a 25- and 100-m radius of the box.

Habitat type	Habitat radius	F value of the predictor variables			Estimates of covariance parameters	
		Habitat	Year	Habitat × year interaction	Brood size	Nestbox
Non-native trees and shrubs	25 m	-1.15	6.11**	†	5.15*	1.95
	100 m	-3.53	0.67	0.47	4.77*	0.83
Native trees and shrubs	25 m	+4.86	6.59**	†	5.20*	1.10
	100 m	+2.17	6.19**	†	5.70*	1.54
Genera						
<i>Quercus</i>	25 m	+6.23*	13.46***	6.21*	10.93**	3.02
	100 m	+0.37	1.57	0.16	2.55	1.74
<i>Betula</i>	25 m	+2.66	3.59*	1.09	6.21*	1.37
	100 m	+3.32	3.57*	1.82	9.72**	1.56
<i>Acer</i>	25 m	-0.24	4.37*	0.92	3.38	1.61
	100 m	-0.08	3.57*	1.45	6.13*	2.08
Evergreen trees and shrubs	25 m	-1.74	5.92**	†	5.92*	1.61
	100 m	-1.52	6.06**	†	5.74*	1.67
Deciduous trees and shrubs	25 m	+6.16*	6.42**	†	6.65*	0.84
	100 m	+1.11	5.95**	†	5.33*	1.80

For the variable 'Habitat' the direction of the relationship with mean nestling mass is shown by the symbols + and -; + indicates a positive parameter estimate and thus a positive effect on mean nestling mass and - indicates a negative parameter estimate and thus a negative effect on mean nestling mass. * $P < 0.05$, ** $P < 0.01$, *** $P < 0.001$. †Variable omitted from the model based on AIC selection.

Table 5. Summary of mixed models describing the relationships between mean body mass of 11-day-old Blue Tit nestlings produced within a given nestbox within the Cambridge University Botanic Garden and the different habitat variables within a 25- and 100-m radius of the box.

Habitat type	Habitat radius	F value of the predictor variables				Estimates of covariance parameters	
		Habitat	Year	Habitat × year interaction	Brood size	Nestbox	
Non-native trees and shrubs	25 m	−0.40	1.13	†	0.72	0.11	
	100 m	−0.27	1.29	1.25	1.15	0.00	
Native trees and shrubs	25 m	+0.25	1.28	†	0.63	0.12	
	100 m	+1.24	1.25	†	0.68	0.11	
Genera							
<i>Quercus</i>	25 m	+0.28	1.41	†	0.61	0.14	
	100 m	−4.24*	1.61	1.15	0.15	0.47	
<i>Betula</i>	25 m	+0.74	1.40	0.85	0.34	0.29	
	100 m	+3.59	1.50	0.77	0.40	0.38	
<i>Acer</i>	25 m	−0.35	3.38*	2.67	0.94	0.59	
	100 m	−0.06	2.41	1.89	0.80	0.54	
Evergreen trees and shrubs	25 m	−1.82	1.21	†	1.13	0.00	
	100 m	−0.39	1.65	1.75	0.96	0.36	
Deciduous trees and shrubs	25 m	+1.00	1.34	†	0.82	0.05	
	100 m	+0.80	1.32	†	1.04	0.16	

For the variable 'Habitat' the direction of the relationship with mean nestling mass is shown by the symbols + and −; + indicates a positive parameter estimate and thus a positive effect on mean nestling mass and − indicates a negative parameter estimate and thus a negative effect on mean nestling mass. * $P < 0.05$, ** $P < 0.01$, *** $P < 0.001$. †Variable omitted from the model based on AIC selection.

frequently in deciduous trees than in deciduous shrubs, but avoided evergreen trees and shrubs and the herbaceous ground layer. They also foraged significantly more on certain genera of trees, especially *Betula* and, to a lesser extent, *Acer*. However, Blue Tits were less selective when rearing nestlings, possibly because of the greater time constraints associated in bringing food back to the nest (Grieco 2001). In contrast, Great Tits showed little discrimination between native and non-native plant species and between specific plant genera, but were found feeding more on deciduous trees than shrubs during the nestling period. This finding for both tit species may reflect the significantly greater insect species richness in larger, mature trees than in their smaller, younger congeners (Brändle & Brandl 2001, Brändle *et al.* 2008). In the CUBG, woody plants were categorized as either trees or shrubs according to their height (≥ 5 m or < 5 m, respectively) rather than by species.

Blue Tits probably prefer to forage in native flora because this represents a richer source of invertebrates than does non-native flora. Native plants have a greater diversity and species richness of phytophagous insects compared with introduced species (Kennedy & Southwood 1984, Tallamy &

Shropshire 2009, Sugiura 2010). Introduced tree species also harbour fewer insect species in their non-native than native ranges, perhaps because many insects, such as lepidopteran larvae, have co-evolved with their native hosts and are thus unlikely or unable to colonize an introduced species (Southwood 1961, Southwood *et al.* 1982). Whether the plant is deciduous or evergreen is also an important determinant of species richness (Kennedy & Southwood 1984). For example, Southwood *et al.* (2004) found that the evergreen Holm Oak *Quercus ilex* had a lower phytophage biomass and species richness than deciduous oaks, and argued that this could be attributed to features of evergreen oak leaves such as a dense covering of trichomes on their underside. Evergreen oaks also have slow-growing, tough leaves, most of which (70%) are retained between years (Blondel *et al.* 1991). This leads to a greater accumulation of tannins, which may repel feeding insects because these polyphenolic compounds inhibit their ability to digest the leaves (Feeny 1970). This may explain why other evergreen taxa such as *Taxus* and *Ilex* also have an impoverished phytophage fauna (Kennedy & Southwood 1984, Brändle & Brandl 2001).

It is unclear why we did not find a similar foraging preference by Great Tits, especially as we found a marginally positive relationship between the abundance of native plants within a 25-m radius of the nestbox and mean nestling mass. It is also of interest that the abundance of native plants had little effect on Blue Tit nestling mass despite their foraging preference for natives. In fact, Blue Tit nestling mass was not affected by the abundance of any particular plant type within a 25-m radius of the nest. Only a marginal, positive association with birch abundance within a 100-m radius was found. In comparison, the mean mass of nestling Great Tits was positively associated with deciduous plant abundance, consistent with their foraging preference during nestling provisioning – and by *Quercus* within a 25-m radius of the nest. This suggests that Great Tit parents tended to forage relatively close to the nest while provisioning, and closer to the nest (within 25 m) than Blue Tits. Thus the importance of good quality foraging habitat close to the box could be greater for Great Tits than for Blue Tits. Differences in prey size choice may also be important. Great Tits select larger caterpillars than Blue Tits (Naef-Daenzer *et al.* 2000), and Blue Tits may significantly reduce the abundance of caterpillar prey before it can reach the larger sizes required for Great Tit nestlings (Minot 1981). This may impose an additional constraint on Great Tit breeding and foraging in the CUBG, and in urban habitats in general (Whitehouse *et al.* 2013).

Although the percentage of deciduous trees and shrubs and of *Quercus* within 25 m of the box had significant positive effects on Great Tit nestling mass, this was not reflected directly in the foraging observations, especially the apparent lack of preference for *Quercus*. However, if constrained by prey size and the need to forage relatively close to the nest, Great Tits may have been obliged to use a wider range of foraging substrates due to a simple lack of high quality foraging options. The foraging observations gave no information on search times or success rates in different foraging locations, but a shortage of good quality sites close to the nest could result in more time spent sampling alternative plant species. As mainly single prey loaders (Naef-Daenzer *et al.* 2000), Great Tits may also be at a disadvantage in habitat where large prey is relatively scarce, again leading to foraging in a wider range of tree and shrub species.

Blue Tits preferred to forage in *Betula* than in *Quercus* or *Acer*, but only during the early stage of breeding. This is probably because of the increased availability of insects on birch catkins early in the breeding season (Klemola *et al.* 2010). Gibb (1954) also found that Blue Tits fed in birches more frequently early in the season, with up to 20–29% of birds being recorded on birch catkins during March and April, whereas none was observed feeding in birches during May, when they were presumably feeding nestlings. This is consistent with the finding that the peak in caterpillar abundance in birches occurs during late summer/early autumn (Niemelä *et al.* 1982), by which time Blue Tit nestlings have already fledged.

Blue Tits did not show a foraging preference for *Quercus* (oaks) in the heterogeneous habitat of the CUBG, and, unlike Great Tits, the abundance of oaks around the nest did not positively influence mean nestling mass. This was unexpected given that they are classified in some studies as oak specialists (Perrins 1991, Blondel *et al.* 1992, 1993). However, these studies were conducted in continuous woodland where oak trees are more likely to support abundant lepidopteran larvae and other insect prey. In fragmented urban habitats, such as the CUBG, the relative scarcity of oak can reduce insect colonization rates and population growth (Southwood *et al.* 1982) and Yguel *et al.* (2011) have shown that, when surrounded by exotic trees of different taxa, phylogenetic isolation of oaks from neighbouring trees can strongly reduce phytophagy.

Acer species have a relatively low invertebrate richness (Kennedy & Southwood 1984) but were used more frequently than oaks by Blue Tits in the CUBG during the post-fledging period. Peck (1989) found that Sycamores *Acer pseudoplatanus* have a high abundance of aphids, which would constitute a poor substitute for preferred caterpillar prey during breeding (Perrins 1979, 1991) but would be more accessible to fledged young. Overall, the use of *Acer* species by Blue Tits (9.6% of foraging observations) and observations of them feeding aphids to their offspring are likely to be indicative of a lack of high quality prey in the CUBG. Avoidance of predators, especially Eurasian Sparrowhawks *Accipiter nisus*, may also influence brood and hence foraging locations.

The mean nestling mass of both species in the CUBG was low (14.5 and 9.0 g for Great and Blue Tits, respectively, compared with 17.5 and 10.6 g for nestlings of the same age in woodland

habitats) (Hinsley *et al.* 2009). The birds produced not only lighter but fewer nestlings, with only approximately half of the eggs laid in the CUBG producing fledglings (54.3% for Great Tits and 50.7% for Blue Tits) compared with about 80–90% in woodland habitat (Hinsley *et al.* 2009). Nestling mass in parids is a strong predictor of recruitment (Tinbergen & Boerlijst 1990, Cichon & Lindén 1995), and low mass combined with a low success rate suggests that selection on breeding and foraging strategies in urban environments could be high. Brood size was unrelated to nestling mass in Blue Tits, but was positively correlated with nestling mass in Great Tits. This finding for Great Tits was counter-intuitive in that brood reduction as a parental strategy would be expected to increase the quality (mass) of surviving nestlings. However, brood size can also influence nestling mass via thermoregulatory costs and effects on female time spent brooding vs. feeding young (Mertens 1969).

It is possible that our results were biased because of the difficulty of detecting birds in some of the habitats surveyed, for example at the top of the tallest trees. However, our protocols sought to minimize bias, and in practice birds were frequently detected initially by ear (both species are highly vocal), which would result in less bias than if we detected them by sight alone. The foraging preference of both species for trees over shrubs is the opposite of what would be expected if our observations were biased by detection probability. There is no indication that the comparisons between tree taxa would be flawed by any bias in detection of birds. Similarly, detection of birds in shrubs was facilitated by proximity to the observer and the bird's habituation to the close presence of people. Our data suggest that the two species have very different foraging preferences, despite their broadly similar ecology. However, we caution that the sample sizes for the Great Tit analyses were substantially smaller than those of the Blue Tit analyses. We would also have liked to compare the invertebrate populations of both native and non-native flora found within the CUBG but this was beyond the scope of this project, as over 8000 plant species were present. Indeed, this constitutes a major challenge in any urban foraging study where plant species diversity is high.

More people now live in cities than in rural areas (UNFPA 2007), and increasing urbanization will lead to the loss of more natural and semi-

natural habitats. Hence it is important to understand how insectivorous birds adjust their foraging decisions when faced with a reduction in overall habitat as well as a proportional increase in the number of non-native plants. Blue Tits, by preferential use of native deciduous trees, may be adopting a better foraging strategy compared with the less selective Great Tits, assuming that additional travel and search costs do not outweigh the advantages of greater insect availability. In urban environments, however, insect abundance and species richness are likely to be lower than in equivalent areas of woodland due to the lower abundance of plants, their higher spatial and compositional heterogeneity, and the higher ratio of exotics to natives. Urban pollution may also affect invertebrate abundance but there is no reason to assume this would correlate with particular vegetation types or provenances; proximity to the source of pollution would appear to have more potential influence (Eeva *et al.* 1997). Overall, foraging success in urban environments is likely to be poor compared with natural habitats, and thus may contribute to lower breeding success (Cowie & Hinsley 1987, Riddington & Gosler 1995). The current study highlights the need for greater consideration of foraging preferences of urban birds when designing floral landscapes.

We thank the Cambridge University Botanic Garden staff, especially John Parker and Tim Upson for permission to use the garden and Pete Michna for his plant identification. We also thank Nick Davies for his support for the project and Mick Whitehouse for help with bird capture and ringing. We would also like to thank anonymous and named referees (Beat Naef-Daenzer and Tomasz Wesolowski), the Associate Editor Ian Stewart and the Editor Jeremy Wilson for comments and suggestions for improving the manuscript.

REFERENCES

- Aebischer, N.J., Robertson, P.A. & Kenward, R.E. 1993. Compositional analysis of habitat use from animal radio-tracking data. *Ecology* **74**: 1313–1325.
- Aitchison, J. 1986. *The Statistical Analysis of Compositional Data*. London: Chapman & Hall.
- Blondel, J., Dervieux, A., Maistre, M. & Perret, P. 1991. Feeding ecology and life history variation of the Blue Tit in Mediterranean deciduous and sclerophyllous habitats. *Oecologia* **88**: 9–14.
- Blondel, J., Isenmann, P., Maistre, M. & Perret, P. 1992. What are the consequences of being a downy oak (*Quercus pubescens*) or a holm oak (*Q. ilex*) for feeding Blue Tits (*Parus caeruleus*)? *Vegetatio* **99–100**: 129–136.

- Blondel, J., Dias, P.C., Maistre, M. & Perret, P. 1993. Habitat heterogeneity and life-history variation of Mediterranean Blue Tits (*Parus caeruleus*). *Auk* **110**: 511–520.
- Both, C., Visser, M.E. & Verboven, N. 1999. Density-dependent recruitment rates in Great Tits: the importance of being heavier. *Proc. R. Soc. Lond. B. Biol. Sci.* **266**: 465–469.
- Bowman, R. & Marzluff, J.M. 2001. Integrating avian ecology into emerging paradigms in urban ecology. In Marzluff, J.M., Bowman, R. & Donnelly, R. (eds) *Avian Ecology and Conservation in an Urbanizing World*: 569–578. New York, NY: Kluwer Academic Publishers.
- Brändle, M. & Brandl, R. 2001. Species richness of insects and mites on trees: expanding Southwood. *J. Anim. Ecol.* **70**: 491–504.
- Brändle, M., Kühn, I., Klotz, S., Belle, C. & Brandl, R. 2008. Species richness of herbivores on exotic host plants increases with time since introduction of the host. *Divers. Distrib.* **14**: 905–912.
- Burghardt, K.T., Tallamy, D.W. & Shriver, W.G. 2008. Impact of native plants on bird and butterfly biodiversity in suburban landscapes. *Conserv. Biol.* **23**: 219–224.
- Burnham, K.P. & Anderson, D.R. 2002. *Model Selection and Multi-Model Inference: A Practical Information-Theoretic Approach*. New York, NY: Springer.
- Buse, A. & Good, J.E.G. 1996. Synchronization of larval emergence in winter moth (*Operophtera brumata* L.) and budburst in pedunculate oak (*Quercus robur* L.) under simulated climate change. *Ecol. Entomol.* **21**: 335–343.
- Cannon, A.R., Chamberlain, D.E., Toms, M.P., Hatchwell, B.J. & Gaston, K.J. 2005. Trends in the use of private gardens by wild birds in Great Britain 1995–2002. *J. Appl. Ecol.* **42**: 659–671.
- Chace, J.F. & Walsh, J.J. 2006. Urban effects on native avifauna: a review. *Landsc. Urban Plan.* **74**: 46–69.
- Cholewa, M. & Wesolowski, T. 2011. Nestling food of European hole-nesting passerines: do we know enough to test the adaptive hypotheses on breeding seasons? *Acta Ornithol.* **46**: 105–116.
- Cichon, M. & Lindén, M. 1995. The timing of breeding and offspring size in Great Tits *Parus major*. *Ibis* **137**: 364–370.
- Clergeau, P., Savard, J.-P.L., Mennechez, G. & Falardeau, G. 1998. Bird abundance and diversity along an urban-rural gradient: a comparative study between two cities on different continents. *Condor* **100**: 413–425.
- Cowie, R.J. & Hinsley, S.A. 1987. Breeding success of Blue Tits (*Parus caeruleus*) and Great Tits (*Parus major*) in suburban gardens. *Ardea* **75**: 81–90.
- Cowie, R.J. & Hinsley, S.A. 1988. Feeding ecology of great tits (*Parus major*) and blue tits (*Parus caeruleus*), breeding in suburban gardens. *J. Anim. Ecol.* **57**: 611–626.
- Crooks, K.R., Suarez, A.V. & Bolger, D.T. 2004. Avian assemblages along a gradient of urbanization in a highly fragmented landscape. *Biol. Conserv.* **115**: 451–462.
- Donnelly, R. & Marzluff, J.M. 2006. Relative importance of habitat quantity, structure, and spatial pattern to birds in urbanizing environments. *Urban Ecosyst.* **9**: 99–117.
- Eeva, T., Lehikoinen, E. & Pohjalainen, T. 1997. Pollution-related variation in food supply and breeding success in two hole-nesting passerines. *Ecology* **78**: 1120–1131.
- Feeny, P. 1970. Seasonal changes in oak leaf tannins and nutrients as a cause of spring feeding by winter moth caterpillars. *Ecology* **51**: 565–581.
- Gabbe, A.P., Robinson, S.K. & Brawn, J.D. 2002. Tree-species preferences of foraging insectivorous birds: implications for floodplain forest restoration. *Conserv. Biol.* **16**: 462–470.
- Getmapping Plc 2002. *Image Date Feb 2002. Resolution 12.5 cm*, Hampshire, UK: Getmapping Plc. Available at: <http://getmapping.com> (accessed 19 May 2009).
- Gibb, J. 1954. Feeding ecology of tits, with notes on Treecreeper and Goldcrest. *Ibis* **96**: 513–543.
- Grieco, F. 2001. Short-term regulation of food-provisioning rate and effect on prey size in Blue Tits, *Parus caeruleus*. *Anim. Behav.* **62**: 107–116.
- Hino, T., Unno, A. & Nakano, S. 2002. Prey distribution and foraging preference for tits. *Ornithol. Sci.* **1**: 81–87.
- Hinsley, S.A., Rothery, P. & Bellamy, P.E. 1999. Influence of woodland area on breeding success in Great Tits (*Parus major*) and Blue Tits (*Parus caeruleus*). *J. Avian Biol.* **30**: 171–281.
- Hinsley, S.A., Hill, R.A., Bellamy, P., Harrison, N.M., Speakman, J.R., Wilson, A.K. & Ferns, P.N. 2008. Effects of structural and functional habitat gaps on breeding woodland birds: working harder for less. *Landscape Ecol.* **23**: 615–626.
- Hinsley, S.A., Hill, R.A., Bellamy, P., Broughton, R.K., Harrison, N.M., Mackenzie, J.A., Speakman, J.R. & Ferns, P.N. 2009. Do highly modified landscapes favour generalists at the expense of specialists? An example using woodland birds. *Landsc. Res.* **34**: 509–526.
- Holmes, R.T. & Robinson, S.K. 1981. Tree species preferences of foraging insectivorous birds in a northern hardwood forest. *Oecologia* **48**: 31–35.
- Kennedy, C.E.J. & Southwood, T.R.E. 1984. The number of species of insects associated with British trees: a re-analysis. *J. Anim. Ecol.* **53**: 455–478.
- Klemola, T., Kaitaniemi, P. & Ruohomäki, K. 2010. Folivorous larvae on flowers: do autumnal moths benefit from catkins of the mountain birch? *Entomol. Exp. Appl.* **134**: 60–68.
- Lack, D. 1955. British tits (*Parus* spp.) in nesting boxes. *Ardea* **43**: 50–84.
- Lack, D. 1958. A quantitative breeding study of British tits. *Ardea* **46**: 91–124.
- Mackenzie, J.A. 2010. *Impact of floral origin, floral composition and structural fragmentation on breeding success in Blue Tits (Cyanistes caeruleus) and Great Tits (Parus major)*. PhD Thesis, Anglia Ruskin University, Cambridge.
- Mägi, M., Mänd, R., Tamm, H., Sisask, E., Kilgas, P. & Tilgar, V. 2009. Low reproductive success of Great Tits in the preferred habitat: a role of food availability. *Ecoscience* **16**: 145–157.
- MapInfo Corporation 2006. *MapInfo Professional Version 8.5 [Software]*. New York, NY: Pitney Bowes.
- Mertens, J.A.L. 1969. The influence of brood size on the energy metabolism and water loss of nestling Great Tits *Parus major*. *Ibis* **111**: 11–16.
- Minot, E.O. 1981. Effects of interspecific competition for food in breeding blue and great tits. *J. Anim. Ecol.* **50**: 375–385.
- Naef-Daenzer, B. 2000. Patch time allocation and patch sampling by foraging Great and Blue Tits. *Anim. Behav.* **59**: 989–999.
- Naef-Daenzer, B. & Keller, L.F. 1999. The foraging performance of great and blue tits (*Parus major* and *P. caeruleus*) in relation to caterpillar development, and its consequences for nestling growth and fledging weight. *J. Anim. Ecol.* **68**: 708–718.

- Naef-Daenzer, L., Naef-Daenzer, B. & Nager, R.G.** 2000. Prey selection and foraging performance of breeding Great Tits *Parus major* in relation to food availability. *J. Avian Biol.* **31**: 206–214.
- Naef-Daenzer, B., Widmer, F. & Nuber, M.** 2001. Differential post-fledging survival of great and coal tits in relation to their condition and fledging date. *J. Anim. Ecol.* **70**: 730–738.
- Niemelä, P., Tahvanainen, J., Sorjonen, J., Hokkanen, T. & Neuvonen, S.** 1982. The influence of host plant growth form and phenology on the life strategies of Finnish macrolepidopterous larvae. *Oikos* **39**: 164–170.
- Peck, K.M.** 1989. Tree species preferences shown by foraging birds in forest plantations in Northern England. *Biol. Conserv.* **48**: 41–57.
- Perrins, C.M.** 1979. *British Tits*. London: Collins.
- Perrins, C.M.** 1991. Tits and their caterpillar food supply. *Ibis* **133**: 49–54.
- Redhead, J.W., Pywell, R.F., Bellamy, P.E., Broughton, R.K., Hill, R.A. & Hinsley, S.A.** 2013. Great Tits *Parus major* and Blue Tits *Cyanistes caeruleus* as indicators of agri-environmental habitat quality. *Agric. Ecosyst. Environ.* **178**: 31–38.
- Riddington, R. & Gosler, A.G.** 1995. Differences in reproductive success and parental qualities between habitats in the Great Tit *Parus major*. *Ibis* **137**: 371–378.
- Smith, P.G.** 2005. *Compos Analysis Version 6.2 Plus [Software]*. Abergavenny: Smith Ecology Ltd.
- Southwood, T.R.E.** 1961. The number of species of insect associated with various trees. *J. Anim. Ecol.* **30**: 1–8.
- Southwood, T.R.E., Moran, V.C. & Kennedy, C.E.J.** 1982. The richness, abundance and biomass of the arthropod communities on trees. *J. Anim. Ecol.* **51**: 635–649.
- Southwood, T.R.E., Wint, G.R.W., Kennedy, C.E.J. & Greenwood, S.R.** 2004. Seasonality abundance, species richness and specificity of the phytophagous guild of insects on oak (*Quercus*) canopies. *Eur. J. Entomol.* **101**: 43–50.
- SPSS** 2007. *SPSS for Windows. Release 16.0.1*. Chicago, IL: SPSS Inc.
- Stauss, M.J., Burkhardt, J.F. & Tomiuk, J.** 2005. Foraging flight distances as a measure of parental effort in Blue Tits *Parus caeruleus* differ with environmental conditions. *J. Avian Biol.* **36**: 47–56.
- Sugiura, S.** 2010. Associations of leaf miners and leaf galls with island plants of different residency histories. *J. Biogeogr.* **37**: 237–244.
- Tallamy, D.W.** 2004. Do alien plants reduce insect biomass? *Conserv. Biol.* **18**: 1689–1692.
- Tallamy, D.W. & Shropshire, K.J.** 2009. Ranking Lepidopteran use of native versus introduced plants. *Conserv. Biol.* **23**: 941–947.
- Tinbergen, J.M. & Boerlijst, M.C.** 1990. Nestling weight and survival in individual great tits (*Parus major*). *J. Anim. Ecol.* **59**: 1113–1127.
- Tremblay, I., Thomas, D., Blondel, J., Perret, P. & Lambrechts, M.M.** 2005. The effect of habitat quality on foraging rate and nestling growth in Corsican Blue Tits *Parus caeruleus*. *Ibis* **147**: 17–24.
- UNFPA** 2007. *State of World Population 2007: Unleashing the Potential of Urban Growth*. Available at: http://www.unfpa.org/swp/2007/presskit/pdf/sowp2007_eng.pdf (accessed 14 July 2011).
- Van Overveld, T., Adriaensen, F. & Matthysen, E.** 2011. Postfledging family space use in great tits in relation to environmental and parental characteristics. *Behav. Ecol.* **22**: 899–907.
- Whitehouse, M.J., Harrison, N.M., Mackenzie, J. & Hinsley, S.A.** 2013. Preferred habitat of breeding birds may be compromised by climate change: unexpected effects of an exceptionally cold, wet spring. *PLoS ONE* **8**: e75536.
- Yguel, B., Bailey, R., Tosh, N.D., Vialatte, A., Vasseur, C., Vitrac, X., Jean, F. & Prinzing, A.** 2011. Phytophagy on phylogenetically isolated trees: why hosts should escape their relatives. *Ecol. Lett.* **14**: 1117–11124.

Received 19 July 2012;
revision accepted 29 April 2014.
Associate Editor: Ian Stewart.

APPENDIX 1

Colour-ring combinations of Great Tits and Blue Tits studied in the Cambridge University Botanic Garden during the breeding seasons of 2006–08 together with the number of foraging observations obtained from each individual.

Individual Great Tit	Number of foraging observations	Individual Blue Tit	Number of foraging observations	Individual Blue Tit	Number of foraging observations
B/M	8	B/B	17	P/W–M	2
B/O	17	B/M	22	P/Y	8
B/P	40	B/O	1	P+W	22
B/Y	4	B/P	10	R/B–Y	9
G/B	12	B/W	19	R/G	23
G/M	2	B/Y–B	8	R/M	42
G/O	2	B+P	6	R/R	1
G/R	9	B–Y/R	17	R/Y	5

(continued)

Appendix 1 (continued)

Individual Great Tit	Number of foraging observations	Individual Blue Tit	Number of foraging observations	Individual Blue Tit	Number of foraging observations
G/W	2	G/B	16	R+B	24
N/O	2	G/R-B	11	R+G	28
O/M	10	G/R-W	7	R-B/G	29
O/O	23	G/W-R	21	R-B/O	69
O/Y	23	G+Y	1	R-B/P	28
P/B	21	G-O/B	40	R-B/Y	29
P/O	24	G-O/G	12	R-W/B	8
P/P	16	G-O/W	1	R-W/P	5
P/R-W	2	G-Y/B	2	R-W/R	26
P/W	37	M/G-O	14	R-W/Y	30
R/B-Y	9	M/M	7	W/B	33
R/R	6	M/O-G	4	W/B-R	2
R/W	11	M/R	19	W/G-O	32
R/Y	7	M/W	2	W/G-R	14
R-W/O	7	M/Y	5	W/N	5
W/B	2	M+O	3	W/R-B	1
W/O	3	N/B	1	W/Y-B	7
W/R	3	N/R	14	W+B	7
Y/B	25	N+R	11	W+Y	5
Y/N	32	O/G-B	25	Y/B	1
Y/P	20	O/N	1	Y/B-Y	3
B/B	1	O/R-W	32	Y/G-O	7
B/R-B	1	O/W-M	13	Y/G-R	10
B/W-R	2	O-G/R	1	Y/O	9
P/W-R	2	P/B	6	Y/O-G	18
P/Y	9	P/B-G	1	Y/R-B	1
R-W/Y	1	P/B-Y	1	Y/R-W	4
W/G-O	2	P/G	11	Y/W	11
W-R/P	1	P/G-B	25	Y/W-R	44
Y/B-Y	2	P/M	1	Y/Y	23
Y/O	1	P/R	34	Y+B	30
Y/R	3	P/R-B	79	Y-B/O	6
Y/W	5				
Y-B/P	1				
Y-B/Y	1				

B, dark blue; G, green; M, mauve; N, black; O, orange; P, pale blue; W, white; Y, yellow. A dash (-) indicates a striped colour ring, a slash (/) indicates two separate colour rings, one on top of the other on one leg of the bird. A plus (+) indicates two separate colour rings, one on each leg, with the second colour ring in the sequence being on top of the metal ring.